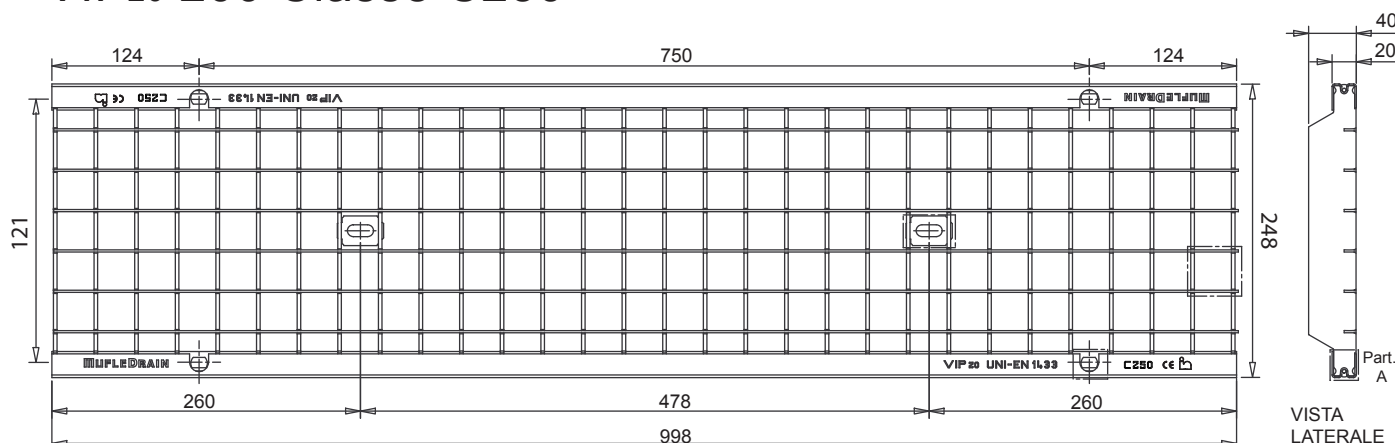


Griglia a maglia quadra in acciaio zincato e inox VIP20 200 Classe C250*

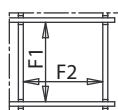


VISTA DALL'ALTO

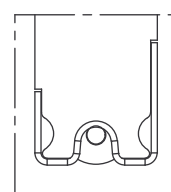
*Secondo la Norma EN 1433



Particolare
Piasrino di fissaggio



Particolare
Maglia quadra



Part. A



VISTA
LATERALE

Il prodotto deve essere posto in opera secondo le specifiche della MufleSystem s.r.l., le istruzioni sono disponibili sul nostro sito internet.

Scheda tecnica

Dimensioni e caratteristiche

NB: Le dimensioni ed i pesi sono soggetti alle normali tolleranze di fabbricazione

Lunghezza (mm)	998
Larghezza esterna (mm)	248
Altezza (mm)	20
Ingombro (mm)	40
Dimensione aperture (F1xF2)	31.0x31.0
Materiale	Acciaio S235JR (Fe 360B) / Inox AISI 304
Peso (Kg)	8.60
Superficie di drenaggio (dm ²)	18.00
Sistema di fissaggio	Barretta
Finitura superficiale	Zincatura / ***
Resistenza (Norma UNI EN 1433)	C250

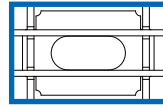
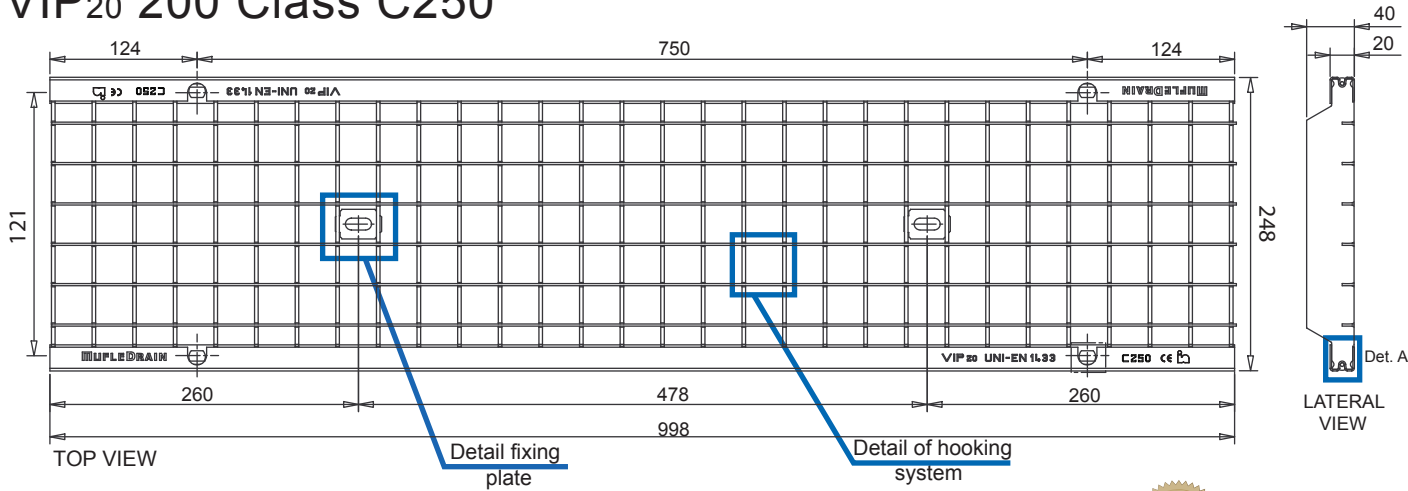
Applicazioni

Acciaio zincato	Acciaio INOX
Accessi ad aree di sosta	Parcheggi
Bordo strada	Bordo strada
	Ambienti alimentari
	Ambienti chimicamente aggressivi

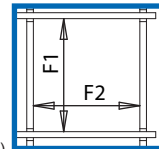
Valida per canaletta

Vip20 200/250
Vip20 200/160
Vip20 200/100

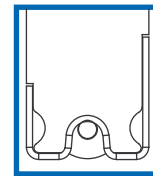
Square mesh grating in galvanized stainless and steel VIP20 200 Class C250*



Detail fixing plate



Detail of square mesh



Det. A



*In accordance to the norm EN 1433

The product have to be installed according to MufleSystem's specifications (available on our web site)

Data Sheet

Dimension and feautures

NB: Le dimensioni ed i pesi sono soggetti alle normali tolleranze di fabbricazione

Length(mm)	998
Total width (mm)	248
Total height (mm)	20
Depth (mm)	40
Slot height (F1xF2)	31.0 X 31.0
Material	Galvanized Steel DX51D/Stainless steel AISI 304
Weight (Kg)	8.60
Draining surface (dm ²)	18.00
Fixing system	Tie-rod
Surface finishing	Galvanization / ***
Resistance (Norm UNI EN 1433)	C250

Application

Galvanized steel	Stainless steel
Kerbs	Kerbs
Historical town centres (slow traffic)	Historical town centres (slow traffic)
Parking areas	Parking areas
Parking decks	Parking decks
	Areas with low-load transit in food factories
	Areas with low-load transit in chemically aggressive environments

For channel

Vip20 200/250
Vip20 200/160
Vip20 200/100