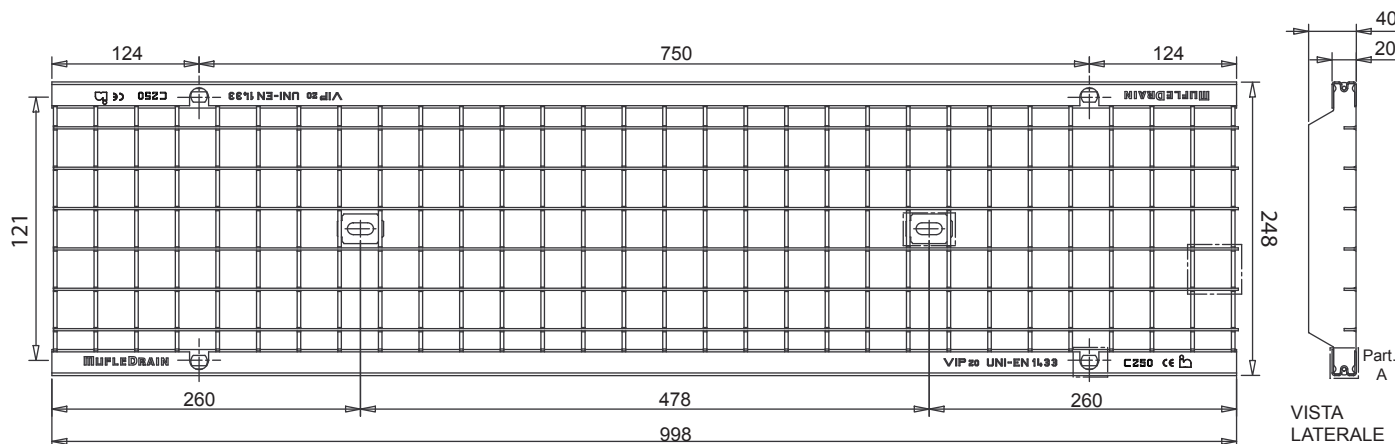


## Griglia a maglia quadra in acciaio zincato e inox VIP20 200 Classe C250\*

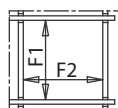


VISTA DALL'ALTO

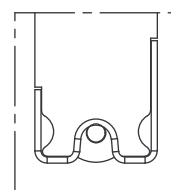
\*Secondo la Norma EN 1433



Particolare  
Piasrino di fissaggio



Particolare  
Maglia quadra



Part. A



VISTA  
LATERALE

Il prodotto deve essere posto in opera secondo le specifiche della MufleSystem s.r.l., le istruzioni sono disponibili sul nostro sito internet.

## Scheda tecnica

### Dimensioni e caratteristiche

NB: Le dimensioni ed i pesi sono soggetti alle normali tolleranze di fabbricazione

Lunghezza (mm)	998
Larghezza esterna (mm)	248
Altezza (mm)	20
Ingombro (mm)	40
Dimensione aperture (F1xF2)	31.0x31.0
Materiale	Acciaio S235JR (Fe 360B) / Inox AISI 304
Peso (Kg)	8.60
Superficie di drenaggio (dm <sup>2</sup> )	18.00
Sistema di fissaggio	Barretta
Finitura superficiale	Zincatura / ***
Resistenza (Norma UNI EN 1433)	C250

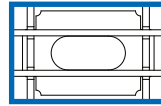
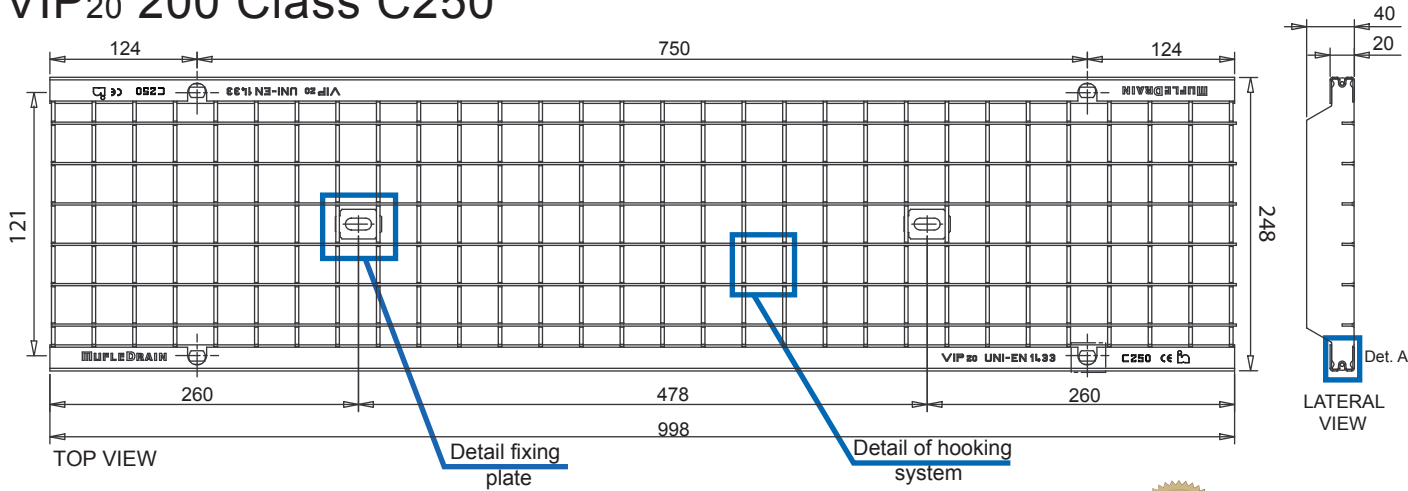
### Applicazioni

Acciaio zincato	Acciaio INOX
Accessi ad aree di sosta	Parcheggi
Bordo strada	Bordo strada
	Ambienti alimentari
	Ambienti chimicamente aggressivi

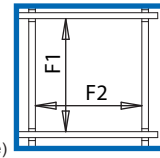
### Valida per canaletta

Vip20 200/250
Vip20 200/160
Vip20 200/100

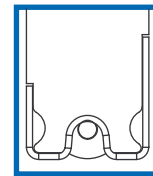
## Square mesh grating in galvanized stainless and steel VIP20 200 Class C250\*



Detail fixing plate



Detail of square mesh



Det. A

\*In accordance to the norm EN 1433

The product have to be installed according to MufleSystem's specifications (available on our web site)

### Data Sheet

## Dimension and feautures

NB: Le dimensioni ed i pesi sono soggetti alle normali tolleranze di fabbricazione

Length(mm)	998
Total width (mm)	248
Total height (mm)	20
Depth (mm)	40
Slot height (F1xF2)	31.0 X 31.0
Material	Galvanized Steel DX51D/Stainless steel AISI 304
Weight (Kg)	8.60
Draining surface (dm <sup>2</sup> )	18.00
Fixing system	Tie-rod
Surface finishing	Galvanization / ***
Resistance (Norm UNI EN 1433)	C250

## Application

Galvanized steel	Stainless steel
Kerbs	Kerbs
Historical town centres (slow traffic)	Historical town centres (slow traffic)
Parking areas	Parking areas
Parking decks	Parking decks
	Areas with low-load transit in food factories
	Areas with low-load transit in chemically aggressive environments

## For channel

Vip20 200/250  
Vip20 200/160  
Vip20 200/100